

DIESEL ENGINE-DRIVEN DC WELDER/AC GENERATOR

DLW-500ISW SmartStick



Smart Stick function improves efficiency and productivity of work!!

You can restart the engine even if you are working away from the welder. The operator needs only strike the welding stick!

FINISH!

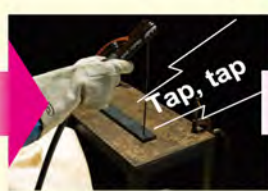


Finish welding.

STOP



The engine automatically stops within 1 to 30 minutes after welding ceases.



When restarting work, tapping the base metal with the electrode.

START



The engine welder will restart automatically.



Resume welding works.

Innovative Smart stick technology will bring you awesome benefits!

1 UP the fuel efficiency

The sensor automatically shuts off the engine during periods of no load, so reduce the fuel consumption.

Comparison of uptime

DLW-500ISW

Our conventional model DCW-480ESW



DLW-500ISW drives only for a necessary time!

Comparison of fuel cost



DLW-500ISW

Our conventional model DCW-480ESW

2 SAVE the maintenance cost

Less engine running hours = periodic replacements parts life will be longer. And extend the life-span of welding machine too.

3 ECO friendly products

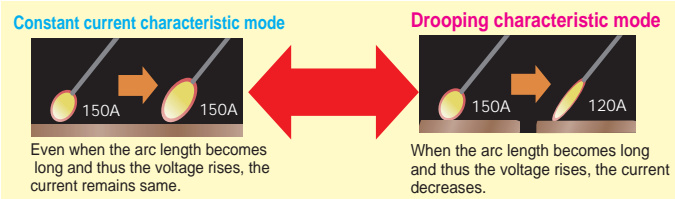
Shutting down the engine automatically while no operation = Save the limited valuable resource & Reduce the exhaust gas.



Further more features


Welding Mode Selector Switch

EASY to use! Even beginners can do stable welding.
For professionals, they can adjust welding penetration as they like.
Only select your type of welding mode!



SAVE the fuel & maintenance cost.

The sensor automatically control the engine speed by the load capacity.
HIGH/LOW: Engine speed will be idle during no operation or the load capacity is low.
VARIABLE: Engine speed will be change depends on the welding Amp.



- 1.AC Circuit Breaker
- 2.3-Phase output Terminal
- 3.AC Voltmeter
- 4.AC Ammeter
- 5.Frequency Meter
- 6.DC Welding Output Terminal
- 7.Current / Voltage Regulator
- 8.Digital Panel (DC Voltmeter, DC Ammeter)
- 9.Arc Force Regulator
- 10.SINGLE-DUAL Selector Switch
- 11.Droop CC-CV Selector Switch
- 12.e-mode selector Switch
- 13.Engine Monitor Warning Lamp Unit (Oil Press. / Water Temp. / Charging / Preheat Hour Meter • Fuel Meter)
- 14.Starter Switch
- 15.Engine Start Button
- 16. Smart Stick Selector Switch/ Smart Stick Time Regulator
- 17. Earth Leakage Relay

OPTION

- 18. 3-Phase AC Output Receptacle
- 19. 1-Phase AC Output Receptacle
- 20.Circuit Breaker for 3-Phase AC Output Receptacle
- 21.Circuit Breaker for 1-Phase AC Output Receptacle

OPTION SET 1

- 22.Oil Pressure Gauge
- 23.Water Temperature Gauge
- 24.Battery Charging Ammeter

OPTION SET 2

- 25.Remote Control Receptacle
- 26.Remote Control Switch

OPTION SET 3

- 27.VRD SELECTOR (in the Bonnet)
- 28.VRD Lamp

SPECIFICATION TABLE

SPEC./MODEL		DLW-500ISW										
Frequency		Hz		50				60				
Rated output		kW		CC:17.1/CV:16.4				CC:18.8/CV:18.2				
Rated current		A		450				480				
Rated voltage		V		CC:38.0/CV:36.5				CC:39.2/CV:38.0				
DC WELDING OUTPUT	Single	Current Range	A	CC:60~480				CC:60~500				
		Voltage Range	V	CV:14~37				CV:14~40				
	Dual	Current Range	A	CC:30~240				CC:30~250				
		Voltage Range	V	CV:14~29				CV:14~29				
Rated Speed		min ⁻¹		3000				3600				
Duty Cycle		%		60								
AC POWER OUTPUT	Three Phase	Rated output	kVA	15								
		Rated voltage	V	200	380	400	415	220	240	380	415	440
		Rated current	A	43.3	22.8	21.7	20.9	39.4	36.1	22.8	20.9	19.7
		No. of Phase		3-Phase 4wire								
		Power Factor		0.8 (Lagging)								
		Excitation		Brushless type (with AVR)								
		No. of poles		2								
Insulation		Class F										

Maker/Model		KUBOTA V1505-K3B		
ENGINE	Type	Water-cooled diesel engine		
	Number of cylinders	4		
	BorexStroke	mm	78 x 78.4	
	Total displacement	L	1.498	
	Rated output	kW/min ⁻¹	24.6/3000	27.1/3600
	Battery	80D26R x 1		
	Fuel	DIESEL FUEL ASTM NO.2 or eq.		
	Fuel tank capacity	L	56	
	Lubricating oil capacity	L	6.0 (Oil pan 5.8L+Oil filter 0.2L)	
	Cooling water capacity	L	4.85 (Reserve tank included)	
SET	Length	mm	1550	
	Width	mm	800	
	Height	mm	885	
	Dry weight	kg	542	
	Total weight	kg	599	

Denyo The Denyo trademark is widely recognized as a brand, and is a registered trademark in 93 countries and 8 regions

The specifications given herein are subject to change without notice.

Denyo Co., Ltd.

Head office: 2-8-5, Nihonbashi-horidomecho, Chuo-ku, Tokyo



103-8566, Japan

Tel: +81-3-6861-0055 Fax: +81-3-6861-1188

www.denyo.co.jp/english/